

CreativeCastle.com

Beads with ♥ from our house to yours! ®

2321 Michael Drive
Newbury Park, CA 91320-3233
877 Beads4U (877-232-3748)
Phone: 805-499-1377
Fax: 805-499-7923
E-mail: ctripp@creativecastle.com

Newsletter
Sprummer '16
(Spring-Summer)



Store Hours

Tue - Wed	10 - 6pm
Thursday	10 - 8pm
Fri - Sat	10 - 6pm
Sunday	12 - 5pm
Monday	Closed



Dear Beading Friends,

Happy Sprummer! This season we welcome back many returning guest teachers as well as welcoming Jayashree Paramesh and Kinga Nichols for their first visits. Janice Berkebile will be retiring from teaching after her classes here in June. If you want to take a class with Janice this is your last opportunity. Collene Friedman, Kari Latta, Laura McCabe, Maggie Meister, Anne Mitchell, Huib Petersen, Liz Smith, Tracy Stanley and Ameer Sweet-McNamara round out our guest teacher roster.

Creative Castle is still looking for a new owner to put her/his stamp on this entity- we are not closing if a buyer doesn't present her/himself. We will continue to serve the beading community by offering extraordinary service, products and classes for your beading and wire working pleasure and have full seasons of classes and events scheduled.

We will be having our annual 4th of July sale on Monday, July 4th from 8-noon. If you arrive between 8 and 8:30 a.m. you will receive a ticket for 40% off your purchase; arrive between 8:30 and 9 a.m., receive a ticket for 30% off your purchase; arrive between 9 and 10 a.m. receive a ticket for 25% off your purchase; and if you arrive after 10 a.m. you will receive 20% off your purchase. Key tags will not be used during this sale and consignment items and merchandise "on hold" are not included.

There are many events scheduled during Sprummer, please check them out on the Events Page of our website.

Please let us know if there is any beading need you have; we would like to opportunity to help. It is our goal to provide you with not only wonderful merchandise but also a fabulous environment in which to discover it as well as an extraordinary shopping experience.

Happy beading,

♥ Carole



Quote:

"Our imagination is the only limitation to what we can have in the future."

- Charles Kettering



Come visit and see our wonderful Trunk Shows and events!

Nancy Cain Trunk Show - April 29 - May 1
Anne Mitchell Trunk Show - May 13 - May 15
Jayashree Paramesh Trunk Show - May 20-22
Laura McCabe Trunk Show - June 1-5
Janice Berkebile Trunk Show - June 24-26
SPECIAL SALE EVENT - JULY 4th 8:00am - NOON
Maggie Meister Trunk Show - July 8-10
Ameer Sweet-McNamara Trunk Show - July 29-31
Kinga Nichols Trunk Show - Aug 12-14
Tracy Stanley Trunk Show - Aug 19-21
Huib Petersen Trunk Show - Aug 26-28

(All trunk shows during regular store hours.)

Our Sprummer Teachers:

Jayashree Paramesh
Carole Tripp
Anne Mitchell
Marlene McCall
Ameer Sweet-McNamara
Janice Berkebile
Maggie Meister
Liz Smith
Kari Latta
Jo Ellen Lee
Linda Kavalsky
Collene Friedman
Corinne Loomer
Tracy Stanley
Laura McCabe
Huib Petersen
Kinga Nichols

Inside this issue:
May
June
July
August
Techniques...Classes
and MORE!

May

Corinne Loomer

Bead Embroidery Independent Study



Learn to stay focused, work independently, plan your creation, organize your ideas and make them a reality. Every month we'll discuss various topics about Bead Embroidery.

Tue 5/3 (11-3) AND Tue 6/7 (11-3) AND Tue 7/5 (11-3) AND Tue 8/2 (11-3) **\$150.00 for series + supplies OR \$50.00 per class + supplies**
Prerequisites: Peyote
Skill Level: All skill levels
Technique: Peyote, Bead Embroidery

Nancy Cain

Bobbin Drops



Sun 5/1 (10-5) \$95.00 + supplies
Prerequisites: Peyote
Skill Level: Intermediate/Advanced
Technique: Peyote
 Bobbin Drops is a playful necklace with Swarovski rivolis as the end cap and pearls surrounding it! Three bobbins suspend from a beaded ball string on an embellished hand-dyed silk ribbon.

Carole Tripp

Peyote Bead Bracelet



Wed 5/4 (10-1) OR (6-9)
\$25.00 + supplies
Prerequisites: None
Skill Level: All Skill Levels
Technique: Flat Even Count Peyote

Learn the basics of even count flat peyote while making peyote tube beads. Learn how to read a graph and how to assemble beaded beads into a bracelet or necklace.

Jo Ellen Lee

Knotramé



Thu 5/5 (6-9)
\$30.00 + supplies
Prerequisites: None
Skill Level: All Skill Levels
Technique: Macramé, Knotting
 Knotramé is a combination of knotting and macramé utilizing silk. Come make this exquisite necklace.

Linda Kavalsky

Chain Making



Sat 5/7 (10-5)
\$75.00 + \$12 materials fee + supplies
Prerequisites: Some Wire Work
Skill Level: Intermediate
Technique: Soldering, Fusing, Enameling
 Learn different techniques for making chain and incorporate them into a great art piece with added beads and either a fused or enameled focal piece.

Anne Mitchell

Anne's Trunk Show 5/13 - 5/16 (during regular store hours) **Take 2 classes for \$185.00 ♦ Take 3 classes for \$275.00**

Tribal Cuff



Fri 5/13 (10-5)
\$95.00 + \$130.00 kit fee
Prerequisites: Basic Wire
Skill Level: All Skill Levels
Technique: Metal Clay, Riveting

Create your own tribal cuff. Make PMC accent pieces to be placed on a textured base. Then fit into a precision folded and forged protective sheath giving this bracelet a smooth and substantial feel.

Biker Stirrup Bracelet



Sat 5/14 (10-5)
\$95.00 + \$110.00 kit fee
Prerequisites: Basic Wire
Skill Level: All Skill Levels
Technique: Wire Forging, Fusing

Learn how to cut, manipulate and fuse heavier gauges of fine silver. Create and texture stirrup style connections then rivet the entire piece together for an exceptional looking bracelet.

Heavy Gauge Twist Cuff



Sun 5/15 (10-5)
\$95.00 + \$95.00 kit fee
Prerequisites: Basic Wire
Skill Level: All Skill Levels
Technique: Wire Forging, Soldering, Fusing

This piece is created with twisted wire sandwiched between 8 gauge fine silver wire. Cap off each end of the cuff with stamped and textured finishes.

Jayashree Paramesh

Trunk Show 5/20 - 5/22 (during regular store hours) **Take 2 classes for \$185.00 ♦ Take 3 classes for \$275.00**

Tiffany Bracelet



Fri 5/20 (10-5)
\$95.00 + supplies
Prerequisites: Herringbone, Peyote, Square Stitch
Skill Level: Intermediate/Advanced
Technique: Herringbone, Peyote, Square Stitch

Classy, delicate and charming with a vintage feel, learn to make this beautiful bracelet using crystals, pearls, gemstones and seed beads. Finish with a fold-over style clasp.

Catarina



Sat 5/21 (10-5)
\$95.00 + supplies
Prerequisites: Herringbone, Peyote
Skill Level: Intermediate/Advanced
Technique: Herringbone, Peyote, Embellishment Stitches

Create this Swarovski crystal encrusted pendant. The pendant is removable from the flexible chain made in class.

Prancing Peacock



Sun 5/22 (10-5)
\$95.00 + supplies
Prerequisites: Herringbone, Peyote, Square Stitch
Skill Level: Intermediate/Advanced
Technique: Herringbone, Peyote, Square Stitch

Create this necklace featuring a stylized graceful peacock in rich blue-green Swarovski Crystals, Czech beads and seed beads.

Liz Smith



Sat 5/28 (10-5)
\$75.00 + supplies
Prerequisites: Peyote
Skill Level: All Skill Levels
Technique: Peyote, Brick, Spiral Stitch

Learn a minimum of 3 totally different earring designs, creating the parts that will lead to many unexplored combinations reflecting your creativity.

Technique Classes

Beading Basics with Marlene McCall

Beading Basics I

Thu 5/26 (6-9) OR Thu 6/30 (6-9) OR Thu 7/14 (6-9) OR Thu 8/4 (6-9) **\$30.00 supplies included**
Prerequisites: None
Skill Level: Beginner

Learn the fundamentals of basic bead stringing AND basic wire-wrap techniques. Supplies, findings and tools are discussed. Learn the basics of stringing using various materials and to work with wire to combine it with chain and beads.

Beading Basics II

Class coming in Finter **\$30.00 + supplies**
Prerequisites: Beading Basics I

Know the basics but want to make professional looking pieces? Need some information on French wire, cones, crimp covers, wrapping briolettes, bead tips, wiring leather cord and making decorative spirals? Learn these, plus a discussion on finishing your problem pieces.

Registration:

Private Lessons

\$25.00 per hour
2 hour minimum
 Take private lessons on any of the basic classes, get help with a class project.
 Schedule one of our experienced bead artisans to assist you for a successful project outcome.

- Register by phone or in person.
- Pre-registration and payment in full at time of registration is required for all classes and workshops.
- Classes will cancel if not full and a refund given.
- 3 weeks notice of cancellation prior to the first class taught by a guest instructor is required. Credit will be given toward a future class if the space can be filled. No credit given after that time. Instructions will be provided for the student if class can not be attended.
- 72 hours notice of cancellation prior to other classes is required to receive credit toward a future class.
- Cancellations after 72 hour notice will receive credit for 1/2 class fee toward a future class.
- No show = no credit.

Doorway to Deco Bracelet



Wed 6/1 (10-5)
\$95.00 + supplies

Prerequisites: Peyote, Herringbone
Skill Level: Intermediate/Advanced
Technique: Peyote, Herringbone

This striking bracelet reflects the glamour and clean lines of the Deco Era. By using combination stitching and a unique method of attaching a stone to the beaded base you will create a visual doorway into the 1930's.

Tudor Rose Necklace



Thu 6/2 (10-5)
\$95.00 + supplies

Prerequisites: RAW, Herringbone, Peyote
Skill Level: Advanced
Technique: RAW, Herringbone, Peyote

The rose elements of this necklace are constructed using one continual thread rather than assembling separate beaded components. Total proficiency in all three stitches is a prerequisite for this workshop.

Beguiling Blossoms Lariat Necklace



Fri 6/3 (10-5)
\$95.00 + supplies

Prerequisites: RAW, Herringbone, Peyote
Skill Level: Intermediate/Advanced
Technique: RAW, Herringbone, Peyote

This elegant necklace features a beautiful cherry blossom centerpiece on a branch-like lariat that is clustered with smaller beaded blossoms.

Garden Garland Necklace



Sat 6/4 (10-5)
\$95.00 + supplies
Prerequisites: Peyote, RAW, Tubular Herringbone
Skill Level: Advanced
Technique: Peyote, RAW, Tubular Herringbone

Inspired by the beautiful flowers I grow in my garden every summer, this necklace features daisy-like flowers that are assembled together on a leather base. The herringbone neck strap mimics the colors and forms of the flowers and incorporates button beads amongst the seed beads.

Deco Darling Bracelet



Sun 6/5 (10-5)
\$95.00 + supplies

Prerequisites: Odd and Even Count Peyote, Even Count Tubular Peyote
Skill Level: Intermediate/Advanced
Technique: Peyote

This delicate design features a circular multilayered centerpiece set atop a rhinestone-encrusted band. Innovative use of Swarovski crystal chain creates the look of deco-era rhinestone jewelry. Techniques include right angle weave, flat and tubular peyote stitch.

Take 2 one day classes for \$185.00 ♦ Take 3 one day classes for \$275.00 ♦ Take 4 one day classes for \$360.00 ♦ Take all 5 days for \$445

Corinne Loomer

Bead Embroidery Independent Study



In this independent study course learn to stay focused, work independently, plan your creation, organize your ideas and make them a reality. Every month we'll discuss various topics about Bead Embroidery.

Tue 5/3 (11-3) AND
Tue 6/7 (11-3) AND
Tue 7/5 (11-3) AND
Tue 8/2 (11-3)

\$150.00 for series + supplies
OR
\$50.00 per class + supplies

Prerequisites: Peyote
Skill Level: All skill levels
Technique: Peyote, Bead Embroidery

Jo Ellen Lee

Bead Crochet



Sat 6/18 (10-5)
\$70.00 + supplies

Prerequisites: Turkish Bead Crochet
Skill Level: All skill levels
Technique: Bead Crochet

Learn this fast, fun and very versatile technique. This class is designed to make a bracelet, but these ropes can also be used for attractive necklaces and lariats. They will become the basis for many other jewelry designs. You will learn an easy way to start the crochet as well as several different options for finishing your piece.

Janice Berkebile

Take both classes for \$260.00

Midnight Lanterns



Fri 6/24 (10-5)
\$95.00 + supplies

Prerequisites: Basic Wire
Skill Level: Intermediate
Technique: Wire Work, Weaving

Weave a cage to capture a cascade of caps and beads to culminate in a magical midnight lantern. Basketweave a bail that transcends into a cage. Texture and form caps to add dimension and facets. Stack caps, beads and spacers inside the cage and embellish for a magical midnight lantern that is sure to fascinate everyone! The variations on this project are endless.

Tassels of Wire



Sat 6/25 (10-5) AND
Sun 6/26 (10-5)
\$180.00 + supplies

Prerequisites: Basic Wire Work
Skill Level: Intermediate/Advanced
Technique: Wire Work

This is a revised Lynne Merchant class. Using medium gauge wire for the spokes and a finer gauge wire for the weave, learn a basic twining technique to create a tassel dome. Explore making wire beads and components. Combine these with beads to create danglers to hang from each of the spokes on the tassel dome.

Carole Tripp

Brick Netted Bracelet



Thu 6/9 (6-9)
\$25.00 + supplies

Prerequisites: None
Skill Level: Beginner
Technique: Brick Stitch, Netting

Learn the basics of flat brick stitch while creating this fashionable bracelet. Students will learn how to decrease as they make the tab ends and straight brick stitch as they stitch the separator sections. Netting completes the bracelet.

Herringbone Bracelet



Wed 6/22 (10-1) OR (6-9)
\$25.00 + supplies

Prerequisites: None
Skill Level: All Skill Levels
Technique: Tubular Herringbone

Learn tubular herringbone also known as N'debele while making this fashionable bracelet.

Square Stitch Ring



Wed 6/29 (10-1) OR (6-9)
\$25.00 + supplies

Prerequisites: None
Skill Level: Beginner
Technique: Square Stitch

Learn the basics of this off loom stitch while making a ring. Square stitch has the look of loom work without those pesky warps. This technique is perfect for small pieces without warping a loom. Patterns and making a bracelet will also be covered.

Take 2 classes for \$270.00

Maggie Meister

4th of July Special Sale Event

Thu 7/4
Open 8am til noon

Maggie Meister Trunk Show

July 8-10
(during regular store hours)

Tramonto sul Mediterraneo



Fri 7/8 (10-5) \$95.00 + supplies
Prerequisites: Peyote, Herringbone
Skill Level: Intermediate/Advanced
Technique: St. Petersburg, Peyote, Herringbone

I found some large open quatrefoil pieces and these are used as the base/frame for the focal piece of this bracelet. St. Petersburg chain completes the piece.

Isabella



Sat 7/9 (10-5) AND Sun 7/10 (10-5)
\$180.00 + supplies
Prerequisites: Peyote, RAW
Skill Level: Intermediate/Advanced
Technique: Peyote

The vessel, inspired by a pomander in a 16th cent. painting of Isabella D'Este combines RAW, peyote and the wonderful new Hubble stitch. The vessel opens to hold a treasure.

Corinne Loomer

Bead Embroidery Independent Study



This independent study course allows you to be in control of your vision. Learn to stay focused, work independently, plan your creation, organize your ideas and make them a reality. Every month we'll discuss various topics about Bead Embroidery.

\$150.00 for series + supplies
OR
\$50.00 per class + supplies
Prerequisites: Peyote
Skill Level: All skill levels
Technique: Peyote, Bead Embroidery

Tue 5/3 (11-3) AND Tue 6/7 (11-3) AND Tue 7/5 (11-3) AND Tue 8/2 (11-3)

Carole Tripp

RAW Embellished Bracelet



Learn right angle weave while crafting this bracelet. learn to embellish RAW with crystals and attach a tube clasp. The abbreviation for right angle weave is RAW.

Wed 7/13 (10-1) OR (6-9)
\$25.00 + supplies
Prerequisites: None
Skill Level: All Skill Levels
Technique: RAW

Loom Beading



Learn to warp a small loom, weave and finish off a bracelet. Various ways of finishing will be discussed.

Fri 7/15 (10-5)
\$35.00 + supplies
Prerequisites: None
Skill Level: Beginner
Technique: Loom

Linda Kavalsky

Fusing



Fusing silver, copper and brass is a great way to use up your scraps and create a beautiful and unique look. Learn how to make a bezel using bezel wire and to encompass any shape stone.

Sun 7/17 (10-5) \$75.00 + supplies + \$12 materials fee
Prerequisites: Some Wire &/or Sheet Metal Experience
Skill Level: Beginner/Intermediate
Technique: Sheet Metal & Wire Manipulation, Fusing, Wire

Jo Ellen Lee

Traditional Knotting with a Contemporary Twist



Learn to knot a strand of pearls, make a double strand, or extended length necklace. Add crystals, gemstones or glass beads, to make a truly fantastic piece!

Wed 7/20 (1-4)
\$30.00 + supplies
Prerequisites: None
Skill Level: All Skill Levels
Technique: Knotting

Collene Friedman

A Bevy of Bangles



Use copper wire, semi-precious gemstones, seed beads and spacers to create a variety of bangles. Wear them all together, a few at a time, with other bracelets or solo to create your own unique look.

Thu 7/21 (6-9)
\$35.00 + supplies
Prerequisites: Basic Wire
Skill Level: All Skill Levels
Technique: Wire Manipulation, Coiling

Kari Latta

Rings with Bling Part II



Come explore the wonderful world of rings as we explore various techniques involved in the fabrication of rings. Advanced or beginner... come one, come all!

Sat 7/23 (10-5)
\$85.00 + supplies
Prerequisites: Basic Wire
Skill Level: All Skill Levels
Technique: Wire Manipulation, Soldering

Karen Varela

Temptation Braid




Students will explore braiding variations using beads that are differently sized, shaped, and colored while creating a necklace or bracelet.

Sun 7/24 (10-5)
\$75.00 + supplies
Prerequisites: Kumihimo Braiding with Beads
Skill Level: Intermediate
Technique: Kumihimo

Amee Sweet-McNamara

Take 2 classes for \$185.00 ♦ Take 3 classes for \$275.00

Royal Crest Pin & Pendant



Royal Crest Pin or Pendant is a wonderful Beginner Project designed to teach the basics of Soutache & Bead Embroidery. Students will master the "Harp Shape" element, adding a layered "Splash" and a dangle.

Fri 7/29 (10-5) \$95.00 + \$45.00 Class kit + supplies
Prerequisites: Needle & Thread Handling
Skill Level: Beginner
Technique: Soutache Embroidery, Bead Embroidery

Tuffet Lily Pendant



Learn the secrets of making 3-dimensional pieces by working "inside out," "Sculpting with SuperDuos" and "Border Backing." Techniques include Stacking & Aligning, Shaping Stitches, Two-Sided Joins, Backing & Edge-Beading.

Sat 7/30 (10-5)
\$95.00 + \$60 class kit + supplies
Prerequisites: Soutache Embroidery
Skill Level: Intermediate
Technique: Soutache Embroidery

Gypsy Fire



In this new class, learn an amazingly simple method for creating custom-fit, collar-style necklaces of any scale that drape and wear beautifully. Blend Soutache & Bead Embroidery with Fish Leather, silk Shibori ribbon, velvet and more.

Sun 7/31 (10-5)
\$95.00 + \$95 class kit + supplies
Prerequisites: Soutache Embroidery
Skill Level: Intermediate
Technique: Soutache Embroidery

Amee's Trunk Show

July 29-31
(during regular store hours)

 Kinga Nichols

Zeno the Tiniest Fishie *Fri 8/12 (10-1)*
\$50.00 + supplies



Prerequisites: Needle & Thread Handling
Skill Level: Beginner/Advanced Beginner
Technique: Bead Embroidery

Zeno is a ton of fun in a short time! This is a great class great for beginners and advanced bead embroiderers. Learn how to incorporate leather cords into simple bead embroidery designs.

Spring Storm Bracelet *Sat 8/13 (10-5)*
\$95.00 + supplies



Prerequisites: Needle & Thread Handling
Skill Level: Intermediate
Technique: Bead Embroidery

During which we will learn how to work with repeating, yet asymmetric elements to create this piece inspired by forest floors after a spring shower. The repeating patterns formed by gemstone beads, crystals and lampwork beads combined with the beautiful bronze snail come together in perfect harmony around the leaf shaped boro cabochon.


Random Cocktail Rings *Fri 8/12 (2-5)*
\$50.00 + supplies



Prerequisites: Needle & Thread Handling
Skill Level: All Skill Levels
Technique: Bead Embroidery

Create gorgeous, one of a kind rings. This is an easy project for beginner bead embroiderers who want to learn the basics, but also fun for advanced beaders who just want to have a good time and make a couple of rings in a fun class.

Octopus Pendant Project *Sun 8/14 (10-5)*
\$95.00 + supplies



Prerequisites: Bead Embroidery
Skill Level: Intermediate/Advanced
Technique: Bead Embroidery


This class is aimed at experienced bead embroiderers. Build your bead embroidery skill as you navigate some tight corners using size 15 seed beads.

Take 2 half day classes for \$95.00
Take 1 1/2 days for \$140.00
Take 2 days for \$175.00
Take 2 1/2 days for \$220.00
Take all 3 days for \$265.00

Kinga Nichols
Trunk Show
Aug 12-14 (during regular store hours)

 Corinne Loomer

Bead Embroidery Independent Study *\$150.00 for series + supplies*
OR
\$50.00 per class + supplies




Learn to stay focused, work independently, plan your creation, organize your ideas and make them a reality. Every month we'll discuss various topics about Bead Embroidery.

Tue 5/3 (11-3) AND Tue 6/7 (11-3) AND Tue 7/5 (11-3) AND Tue 8/2 (11-3)

Prerequisites: Peyote
Skill Level: All skill levels
Technique: Peyote, Bead Embroidery

 Liz Smith

Blingy Earrings & Ring-A-Ding Pendant *Sat 8/6 (10-5)*
\$75.00 + supplies



Prerequisites: Some Off-loom Experience
Skill Level: All Skill Levels
Technique: Peyote, RAW/CRAW

Take some classic stitches and create stunning variations that can be used in a to make rings, that can be worn singly or as a group on a chain. Sparkley earrings will also be created.

 Tracy Stanley

Salt Water Etching & Amazing Pieces You Can Make! *Fri 8/19 (10-5)*
\$95.00 + supplies



Prerequisites: Basic Wire
Skill Level: All Skill Levels
Technique: Etching, Sheet Metal, Riveting, Wire Manipulation

Using salt and batteries to create this etching is amazing and so little hassle you won't be able to resist it either. We'll use the pieces we create to make fun pendants using riveting techniques.

Stamp it, Wrap it, Bling it, Oh My! Bracelet & Earrings *Sat 8/20 (10-5)*
\$95.00 + supplies



Prerequisites: Basic Wire
Skill Level: All Skill Levels
Technique: Stamping, Riveting, Wire Wrapping

Create a beautiful wrapped bracelet and earrings. A great project for those of us with short attention spans...a bit of wire wrapping, riveting on leather, and stamping....put it all together to make these beautiful pieces.

Riveted & Vertebrae Chain Bracelet *Sun 8/21 (10-5)*
\$95.00 + supplies




Prerequisites: Basic Wire
Skill Level: All Skill Levels
Technique: Riveting, Chain Maille

Create a fun riveted bracelet finished off with a chain maille chain. This chain is has many possibilities...a great bracelet chain because it is so fluid! For the metal piece you will design your own piece and use metal texturing, riveting and wire wrapping.

Tracy Stanley
Trunk Show
Aug 19-21 (during regular store hours)

 Huib Petersen


Birds of a Feather *Fri 8/26 (10-5)*
\$95.00 + supplies



Prerequisites: Peyote
Skill Level: Intermediate/Advanced
Technique: Diagonal Peyote

Explore sculpting in peyote stitch creating a tiny bird for a pendant, brooch, or hair-clip. The head and body are two beaded beads stitched on top of each other. The bird's feet and legs are embellished, the wings and tail stitched separately in Diagonal peyote stitch.

Creature Feature *Sat 8/27 (10-5) AND Sun 8/28 (10-5)*
\$180.00 + supplies



Prerequisites: Peyote, Herringbone, RAW
Skill Level: Advanced
Technique: Peyote, Off-loom Stitches

Explore the possibilities of sculpting in peyote stitch in this free form class. Start with the eyes for the character you have in mind. You will use any and all techniques you have in your repertoire, and we might add some.

Huib Petersen
Trunk Show
Aug 26-28 (during regular store hours)

Sprummer Classes



Mon	Tue	Wed	Thu	Fri	Sat	Sun
May						1 Nancy Cain Bobbin Drops (10-5)
Nancy Cain Trunk Show						
2 CLOSED	3 Corinne Loomer Bead Embroidery Independent Study (11-3)	4 Carole Tripp Peyote Bead Bracelet (10-1) OR (6-9)	5 Jo Ellen Lee Knotramé (6-9)	6	7 Linda Kavalsky Chain Making (10-5)	8 Closed in Honor of Mother's Day
9 CLOSED	10 Beading at The Castle (11-3)	11	12	13 Anne Mitchell Tribal Cuff (10-5)	14 Anne Mitchell Biker Stirrup Bracelet (10-5)	15 Anne Mitchell Heavy Gauge Twist Cuff (10-5)
Anne Mitchell Trunk Show						
16 CLOSED	17	18	19	20 Jayashree Paramesh Tiffany Bracelet (10-5)	21 Jayashree Paramesh Catarina Necklace (10-5)	22 Jayashree Paramesh Prancing Peacock Necklace (10-5)
Jayashree Paramesh Trunk Show						
23 CLOSED	24	25	26 Marlene McCall Beading Basics (6-9)	27	28 Liz Smith Earring Extravaganza (10-5)	29
30 CLOSED	Closed Memorial Day 31					

June						
		1 Laura McCabe Doorway to Deco Bracelet (10-5)	2 Laura McCabe Tudor Rose Necklace (10-5)	3 Laura McCabe Beguiling Blossoms Lariat Necklace (10-5)	4 Laura McCabe Garden Garland Necklace (10-5)	5 Laura McCabe Deco Darling Bracelet (10-5)
Laura McCabe Trunk Show						
6 CLOSED	7 Corinne Loomer Bead Embroidery Independent Study (11-3)	8	9 Carole Tripp Brick Netted Bracelet (6-9)	10	11	12
13 CLOSED	14 Beading at The Castle (11-3)	15	16	17	18 Jo Ellen Lee Bead Crochet (10-5)	19 Closed in Honor of Father's Day
20 CLOSED	21	22 Carole Tripp Herringbone Bracelet (10-1) OR (6-9)	23	24 Janice Berkebile Midnight Lanterns (10-5)	25 Janice Berkebile Tassels of Wire (10-5)	26 Janice Berkebile Tassels of Wire (10-5) (cont.)
Janice Berkebile Trunk Show						
27 CLOSED	28	29 Carole Tripp Square Stitch Ring (10-1) OR (6-9)	30 Marlene McCall Beading Basics (6-9)			

July						
4 Special Sale Event! 8am - Noon	5 Corinne Loomer Bead Embroidery Independent Study (11-3)	6	7	8 Maggie Meister Tramonto sul Mediterraneo (10-5)	9 Maggie Meister Isabella (10-5)	10 Maggie Meister Isabella (10-5) (cont.)
Maggie Meister Trunk Show						
11 CLOSED	12 Beading at The Castle (11-3)	13 Carole Tripp RAW Embellished Bracelet (10-1) OR (6-9)	14 Marlene McCall Beading Basics (6-9)	15 Carole Tripp Loom Beading (1-5)	16	17 Linda Kavalsky Fusing (10-5)
18 CLOSED	19	20 Jo Ellen Lee Traditional Knotting with a Contemporary Twist (1-4)	21 Collene Friedman A Bevy of Bangles (6-9)	22	23 Kari Latta Rings with Bling Part II (10-5)	24 Karen Varela Temptation Braid (10-5)
25 CLOSED	26	27	28	29 Ameer Sweet-McNamara Royal Crest Pin and Pendant (10-5)	30 Ameer Sweet-McNamara Tuffet Lily Pendant (10-5)	31 Ameer Sweet-McNamara Gypsy Fire (10-5)
Ameer Sweet-McNamara Trunk Show						

August						
1 CLOSED	2 Corinne Loomer Bead Embroidery Independent Study (11-3)	3	4 Marlene McCall Beading Basics (6-9)	5	6 Liz Smith Blingy Earrings & Ring-A-Ding Pendant (10-5)	7
8 CLOSED	9 Beading at The Castle (11-3)	10	11	12 Kinga Nichols Zeno the Tiniest Fishie (10-1) Random Cocktail Rings (2-5)	13 Kinga Nichols Spring Storm Bracelet (10-5)	14 Kinga Nichols Octopus Pendant Project (10-5)
Kinga Nichols Trunk Show						
15 CLOSED	16	17	18	19 Tracy Stanley Salt Water Etching & Amazing Pieces to Make! (10-5)	20 Tracy Stanley Stamp, Wrap, Bling, Rivet Bracelet & Earrings (10-5)	21 Tracy Stanley Riveted & Vertebrae Chain Bracelet (10-5)
Tracy Stanley Trunk Show						
22 CLOSED	23	24	25	26 Huib Petersen Birds of a Feather (10-5)	27 Huib Petersen Creature Feature (10-5)	28 Huib Petersen Creature Feature (10-5) (cont.)
Huib Petersen Trunk Show						
29 CLOSED	30	31				